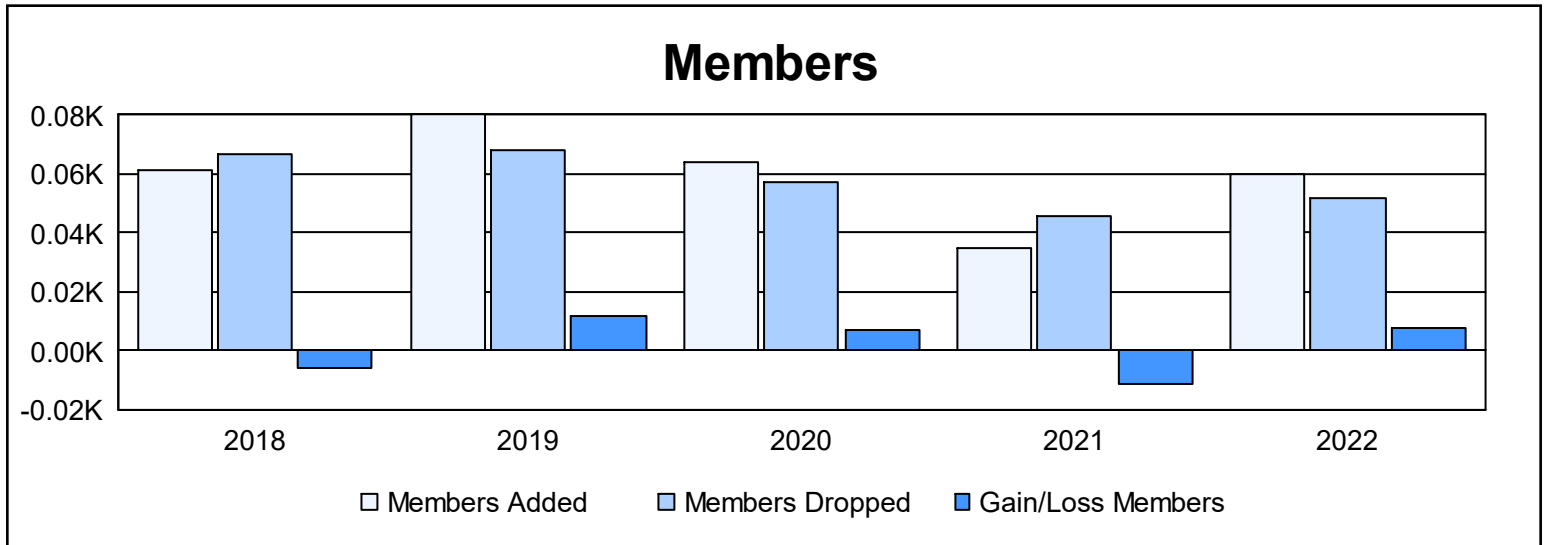
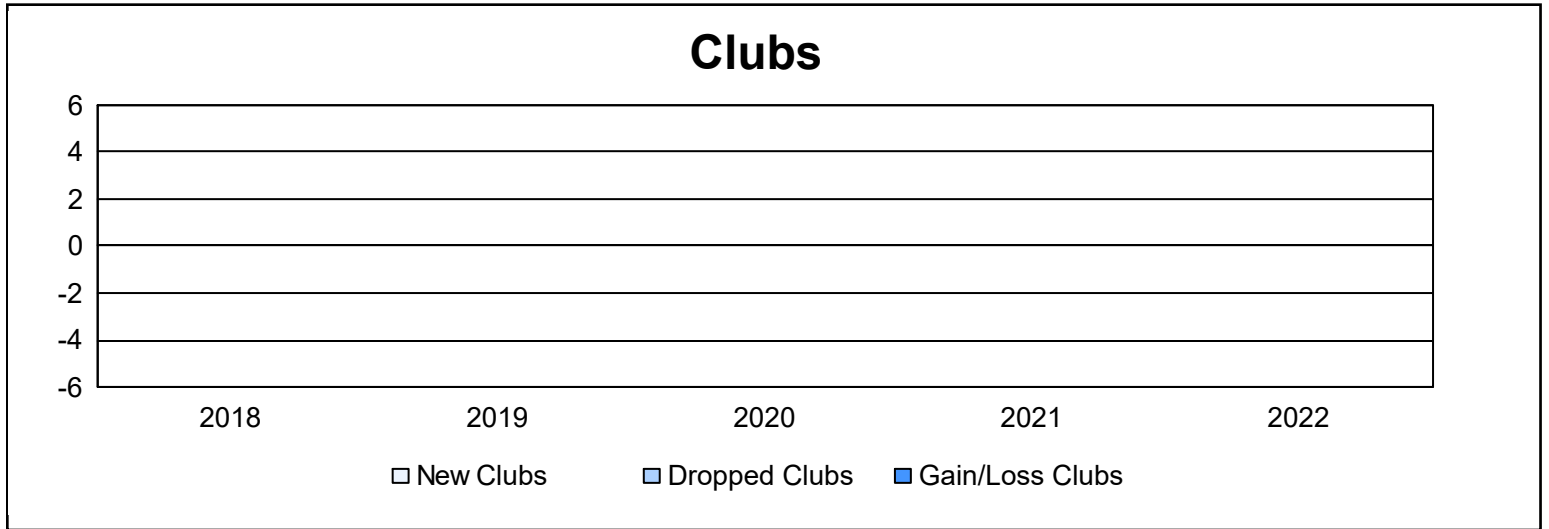
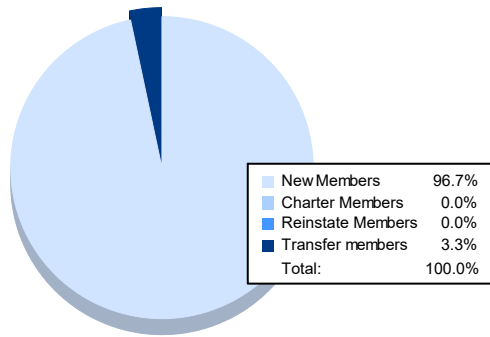


| Year | New Clubs | Dropped Clubs | Gain/ Loss Clubs | New Members | Charter Members | Reinstate Members | Transfer Members | Total Member Added | Total Members Dropped | Gain/ Loss Members |
|----------------|-----------|---------------|------------------|-------------|-----------------|-------------------|------------------|--------------------|-----------------------|--------------------|
| 2017-2018 | 0 | 0 | 0 | 57 | 0 | 1 | 3 | 61 | 67 | -6 |
| 2018-2019 | 0 | 0 | 0 | 76 | 0 | 3 | 1 | 80 | 68 | 12 |
| 2019-2020 | 0 | 0 | 0 | 59 | 0 | 0 | 5 | 64 | 57 | 7 |
| 2020-2021 | 0 | 0 | 0 | 33 | 0 | 0 | 2 | 35 | 46 | -11 |
| 2021-2022 | 0 | 0 | 0 | 58 | 0 | 0 | 2 | 60 | 52 | 8 |
| Average | 0 | 0 | 0 | 57 | 0 | 1 | 3 | 60 | 58 | 2 |



Membership Composition June 2022 Cumulative



Gender Composition June 2022 Cumulative

